

SOLUTION SPOTLIGHTS

2012 SERIES



OmniMetalcraftcorp.

THE TABLE OF CONTENTS



PRODUCTS


24V Flat Motor Driven Roller Conveyor	Page
Case Handling Divert Line 511	8
Flat Motor Double Lift Gate 309	6
Activated Roller Belt™ Conveyor	
90 Degree Case Descrambler 512	9
Belt Conveyor	
Split Lane Belt Conveyor 409	7
Chain Driven Live Roller Conveyor	
90 Degree Case Descrambler 512	9
CDLR Lift Feeding Gantry 118	4
Fruit Handling CDLR Conveyor 117	3
Over Under Workstation 211	5
Square Roller Settling Conveyor 116	2
Gravity Conveyor	
90 Degree Case Descrambler 512	9
Case Handling Divert Line 511	8
Fruit Handling CDLR Conveyor 117	3
Modular Plastic Belt Conveyor	
Case Handling Divert Line 511	8
Pallet Handling Plastic Belt 514	11
Plastic Belt Bumper Conveyor 515	12
Modular Table Top Conveyor	
Table Top Pail Conveyor 513	10
Scissor Lifts	
Over Under Workstation 211	5

INDUSTRIES

Automotive	Page
Plastic Belt Bumper Conveyor 515	12
Split Lane Belt Conveyor 409	7
Consumable Goods	
Case Handling Divert Line 511	8
Table Top Pail Conveyor 513	10
Distribution and Warehousing	
Flat Motor Double Lift Gate 309	6
Electronic Manufacturing	
Pallet Handling Plastic Belt 514	11
Food and Beverage	
90 Degree Case Descrambler 512	9
Fruit Handling CDLR Conveyor 117	3
Over Under Workstation 211	5
Square Roller Settling Conveyor 116	2
Metal and Steel	
CDLR Lift Feeding Gantry 118	4

SQUARE ROLLER SETTLING CONVEYOR

NO: 116



2" square rollers


THE APPLICATION: Settling Packaged Fruit Snacks in an Open Box

THE PRODUCT: Stainless Steel Chain Driven Live Roller Conveyor with Square Rollers

THE INDUSTRY: Food Processing

THE NEED: A food manufacturer needed a way to settle pouches of fruit snacks in a box. The conveyor was located near food preparation so it also needed to be easy to clean and corrosion resistant.

THE SOLUTION: Omni Metalcraft Corp. provided a Stainless Steel, Corrosion Resistant Chain Driven Live Roller Conveyor with Square Rollers. The boxes conveyed against a stop. Due to the square rollers, the box vibrated settling the product.



Scan this code to see this equipment in motion



FRUIT HANDLING CDLR CONVEYOR

NO: 117




THE APPLICATION: Filling and Weighing Processed Fruit While Detecting Product Contamination

THE PRODUCT: Stainless Steel Heavy Duty Chain Driven Live Roller Conveyor, Stainless Steel Gravity Roller Conveyor and Stainless Steel Framework and Chutes

THE INDUSTRY: Food Processing


THE NEED: A food manufacturer needed to fill and weigh containers with dried fruit while separating any product potentially contaminated with metal. The system also needed to be loaded and unloaded with a fork truck.

THE SOLUTION: Omni Metalcraft Corp. provided a Stainless Steel, Corrosion Resistant, Heavy Duty Chain Driven Live Roller Conveyor, Stainless Steel Gravity Roller Conveyor and Custom Chutes. The Stainless Steel CDLR conveyor transported a container that received dried fruit from a Stainless Steel Chute fed by a metal detector. If metal was detected within the product, the chute would close and divert the product to a separate container. The container on the CDLR Conveyor was weighed, and when full, it was conveyed onto a Stainless Steel Gravity Roller Conveyor equipped with fork truck stops and deflectors. The full container was then removed using a fork truck.



CDLR LIFT FEEDING GANTRY

NO: 118



Four arm lift device and pop-up end stop


THE APPLICATION: Feeding Cut Pieces of Bar to Gantry

THE PRODUCT: Chain Driven Live Roller Conveyor with Pneumatic Bar Lifter and Stops

THE INDUSTRY: Metal Manufacturing

THE NEED: A saw manufacturer needed to feed pieces of steel bar from the saw to be picked up by an automated gantry crane. The conveyor needed to continue to feed pieces to an “on deck” area until the gantry cleared the pick up area.

THE SOLUTION: Omni Metalcraft Corp. provided a small effective width Chain Driven Live Roller Conveyor with mild steel concave rollers to feed the pieces of cut bar. It was equipped with a four arm lift device and end stops on each end of the lift. The first end stop would activate to position the bar for lifting. As the lifted part stages to be picked up by the gantry, the second end stop would activate holding the next part in the “on deck” area.



Scan this code to see this equipment in motion



Omni Metalcraft corp.

OVER UNDER WORKSTATION

NO: 211



THE APPLICATION: Case Building for Palletizing

THE PRODUCT: Over/Under Workstation Consisting of Chain Driven Live Roller Conveyor and Pit Mounted Multi-Tier Scissor Lift

THE INDUSTRY: Beverage

THE NEED: A beverage company needed a system that would handle full pallets of carton blanks, incrementally change elevation, while removing layers, and discharge empty pallets.

THE SOLUTION: Omni Metalcraft Corp. provided an Over/Under Workstation. The “Over” CDLR conveyors, equipped for fork truck side loading, received full pallets and conveyed them into a pop-up blade stop to ensure the receiving conveyor was ready for a load. The pallets were fed onto the CDLR equipped, multi-tier scissor lift. The lift lowered into a pit and incrementally rose while layers of cartons were being removed by a pusher. Once the pallet was empty it would be discharged onto the “Under” CDLR conveyors for removal.



Scan this code to see this equipment in motion



FLAT MOTOR DOUBLE LIFT GATE

NO: 309



THE APPLICATION: Creating Access to a Fire Door

THE PRODUCT: 24V Flat Motor Spring Lift Gate

THE INDUSTRY: Distribution and Warehousing

THE NEED: A distribution facility needed to provide access to a fire door within an existing line of conveyor.

THE SOLUTION: Omni Metalcraft Corp. provided a 24V Flat Motor Spring Lift Gate. It was equipped with a 6 inch standard lift section utilizing a parasitic slave drive mechanism. The main lift section created a pass thru for access to the fire door during the day while the smaller section allowed access to close the door during night time hours. The use of flat motor technology allowed Omni to inexpensively integrate self contained and self driven small sections of conveyor into the existing facility's equipment.



SPLIT LANE BELT CONVEYOR

NO: 409




THE APPLICATION: Allowing Sensors to Read a Part from Below the Conveyor

THE PRODUCT: Split Lane Design Belt Conveyor

THE INDUSTRY: Automotive

THE NEED: An automotive manufacturer needed to replace an existing piece of solid belt conveyor that had been severely modified in the field.

THE SOLUTION: Omni Metalcraft Corp. provided a Split Lane Belt Conveyor to convey fuel tanks. The split lane design allowed a sensor to read the part from below the conveyor.



CASE HANDLING DIVERT LINE

NO: 511



THE APPLICATION: Delivering Cases from a Case Packer to a Storage Spiral or a Manual Palletizing Line

THE PRODUCT: Plastic Belt Curve and Slaved Transfer, Gravity Roller Conveyor, 24V Flat Motor Driven Roller Curve and Manual Divert Arm

THE INDUSTRY: Consumable Goods

THE NEED: A household cleaner manufacturer needed to insert a new section of heavy duty conveyor into an existing line. This new conveyor would receive full cases of product from a case packer and deliver them to a storage spiral or have the option to divert cases to a manual palletizing line.

THE SOLUTION: Omni Metalcraft Corp. provided a 30 degree Plastic Belt Infeed Curve Conveyor that slaved a discharge conveyor mounted parallel. A drop in divert arm was provided to transfer cased products from one line to another to be manually palletized. The divert arm could also be removed to allow cases to be conveyed to a storage spiral or to a manual palletizing line. 24V Flat Motor Driven Roller Conveyor was utilized to feed the spiral due to space limitations that typical AC powered conveyor could not have met. Declined Gravity Roller Conveyor was utilized to accept and accumulate cases that were being conveyed to a manual palletizing line. A drop in blade stop was utilized at the end of the gravity conveyor to accumulate cases until they were manually transferred onto a portable gravity roller conveyor.

■ 30 degree plastic belt conveyor curve

■ Slaved transfer conveyor

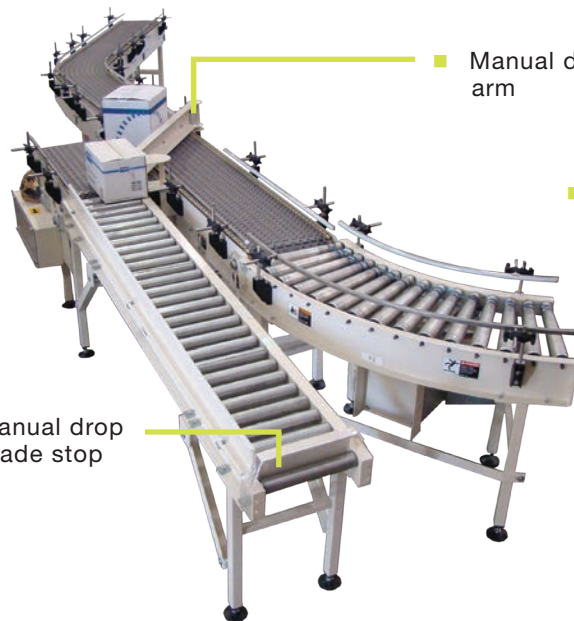
■ Manual drop blade stop

■ Manual divert arm


■ 60 degree 24V flat motor conveyor curve

■ Customer specified belt

■ Tool-free removable and adjustable side guides



Scan this code to see this equipment in motion



Omni Metalcraft corp.

90 DEGREE CASE DESCRAMBLER

NO: 512



THE APPLICATION: Descrambling, Singulating and Orienting Cases of Empty Liquor Bottles from Pallet Lines to a Cleaning and Filling Process

THE PRODUCT: Chain Driven Live Roller Conveyor with Blade Stop, Activated Roller Belt™ Conveyor and Skatewheel Conveyor

THE INDUSTRY: Food and Beverage


THE NEED: A liquor manufacturer needed to install a new robotic depalletizing line. The robot needed to depalletize the cases of empty liquor bottles. The cases needed to be singulated, aligned and then placed in the correct orientation for labeling prior to entering a washing and filling station.

THE SOLUTION: Omni Metalcraft Corp. provided a blade stop equipped Chain Driven Live Roller Conveyor that would transfer a row of three cases 90 degrees onto an ARB™ Conveyor. The ARB™ Conveyor would then descramble and singulate the cases of empty bottles. A vision system was installed to identify the blank side of the cases so they could be rotated 180 degrees, if necessary, for labeling. The cases would then be conveyed onto Skatewheel Conveyor prior to the washing and filling process.



TABLE TOP PAIL CONVEYOR

NO: 513



UHMW adjustable guides


THE APPLICATION: Conveying Pails into a Labeling Unit and Maintaining Product Orientation

THE PRODUCT: Modular Table Top Conveyor

THE INDUSTRY: Chemical Manufacturing

THE NEED: A roof coating chemical manufacturer needed a conveyor that would feed empty pails to a labeling and filling operation. The conveyor needed to maintain product orientation as it entered the labeling unit. The conveyor also needed to be portable so it could match the filling position from the mixer and existing conveyor height.

THE SOLUTION: Omni Metalcraft Corp. provided a Modular Table Top Conveyor with adjustable side guides. The adjustable guides were utilized to hold and guide the pail handles at a position above the edge of the pail. The handle would ride between the guides keeping the pail at the correct orientation as it entered the labeling unit. Swivel casters with locks allowed the conveyor to be portable and also lock into position.



■ Double tall adjustable side guides

■ 882 LF Tab Side Flexing Chain

■ Swivel casters with locks

Scan this code to see this equipment in motion



Omni Metalcraft corp.

PALLET HANDLING PLASTIC BELT

NO: 514



THE APPLICATION: Pallet Transportation System

THE PRODUCT: Plastic Belt Conveyor

THE INDUSTRY: Electronic Manufacturing

THE NEED: A pallet transportation system was needed to convey a variety of pallet footprints that could not be accomplished on chain conveyor. The pallets ranged in weight from 2,200 lbs. to 5,000 lbs.

THE SOLUTION: Omni Metalcraft Corp. provided a Plastic Belt Conveyor utilizing Intralox Series 400 In-Line Roller Top Belt installed upside down. The rollers in the belt riding face down provided less friction and a large, flat conveying surface conducive to a variety of pallet footprints. The conveyor was designed to convey up to 10,800 lbs. total live load. Utilizing Plastic Belt Conveyor allowed a 48 foot conveyor to be driven with one drive. Low maintenance and design simplicity were also attractive features of this solution.

- One drive for 48 feet

- Intralox Series 400 Low Friction In-Line Roller Belt installed upside down



- Solid conveying surface

- Welded construction

- Low maintenance and less replacement parts

PLASTIC BELT BUMPER CONVEYOR

NO: 515



THE APPLICATION: Bumper Assembly Line

THE PRODUCT: Plastic Belt Conveyor

THE INDUSTRY: Automotive Manufacturing


THE NEED: An automotive manufacturer needed to install a new bumper line. They needed an ergonomic friendly conveyor with belt integrated supports to hold bumpers in place as employees assembled the bumpers on top of the conveyor as it moved along.

THE SOLUTION: Omni Metalcraft Corp. provided a Plastic Belt Conveyor utilizing Intralox Series 400 Flat Top Belt with insert nuts for the customer's supplied bumper fixtures. The supports were installed every 3 feet to hold the bumpers in an upright and stable position as they were conveyed. Side skirting, guards and modified supports were provided to keep the area clear for employees.

■ Series 400 flat top belt

■ Modified leg supports

■ Toe guards




■ Insert nuts for fixtures

■ Side skirting

■ Guard over edge infeed and discharge ends

Scan this code to see this equipment in motion



Omni Metalcraft corp.

