

# ROLLER

**Gravity Roller Curve Conveyor**  
 (1.9 in. Dia. x 16 Ga. Unplated Rollers)  
 (1.9 in. Dia. x 16 Ga. Galvanized Rollers)

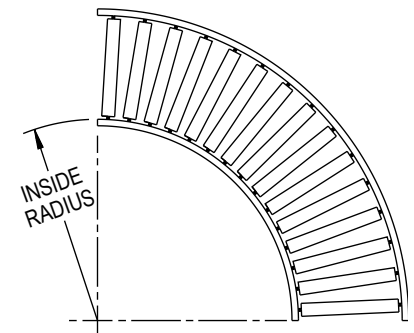
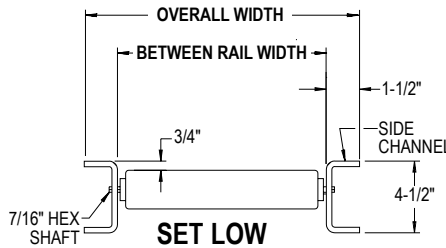
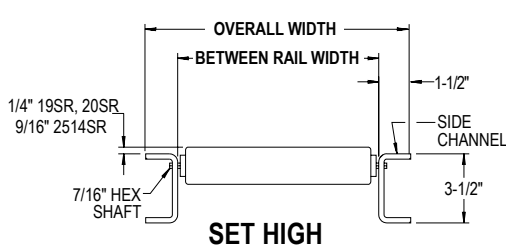


OAW	BR	Inside Radius	Rollers Per Curve 90°	Model No. 19SRC Unplated	Model No. 19GSRC Galvanized	Weight (Lbs) 90°
16"	13"	32 1/2"	22	19SRC-13-90S	19GSRC-13-90S	97
18"	15"		22	19SRC-15-90S	19GSRC-15-90S	105
20"	17"		22	19SRC-17-90S	19GSRC-17-90S	114
22"	19"		22	19SRC-19-90S	19GSRC-19-90S	122
24"	21"		22	19SRC-21-90S	19GSRC-21-90S	131
26"	23"		42	19SRC-23-90D	19GSRC-23-90D	161
28"	25"		42	19SRC-25-90D	19GSRC-25-90D	169
30"	27"		42	19SRC-27-90D	19GSRC-27-90D	177
34"	31"	48"	42	19SRC-31-90D	19GSRC-31-90D	211
36"	33"		42	19SRC-33-90D	19GSRC-33-90D	220
40"	37"		42	19SRC-37-90D	19GSRC-37-90D	238
42"	39"		42	19SRC-39-90D	19GSRC-39-90D	247

OAW	BR	Inside Radius	Rollers Per Curve 45°	Model No. 19SRC Unplated	Model No. 19GSRC Galvanized	Weight (Lbs) 45°
16"	13"	32 1/2"	11	19SRC-13-45S	19GSRC-13-45S	50
18"	15"		11	19SRC-15-45S	19GSRC-15-45S	53
20"	17"		11	19SRC-17-45S	19GSRC-17-45S	58
22"	19"		11	19SRC-19-45S	19GSRC-19-45S	63
24"	21"		11	19SRC-21-45S	19GSRC-21-45S	67
26"	23"		22	19SRC-23-45D	19GSRC-23-45D	82
28"	25"		22	19SRC-25-45D	19GSRC-25-45D	85
30"	27"		22	19SRC-27-45D	19GSRC-27-45D	89
34"	31"	48"	22	19SRC-31-45D	19GSRC-31-45D	108
36"	33"		22	19SRC-33-45D	19GSRC-33-45D	112
40"	37"		22	19SRC-37-45D	19GSRC-37-45D	120
42"	39"		22	19SRC-39-45D	19GSRC-39-45D	124

OAW	BR	Inside Radius	Rollers Per Curve 60°	Model No. 19SRC Unplated	Model No. 19GSRC Galvanized	Weight (Lbs) 60°
16"	13"	32 1/2"	14	19SRC-13-60S	19GSRC-13-60S	65
18"	15"		14	19SRC-15-60S	19GSRC-15-60S	70
20"	17"		14	19SRC-17-60S	19GSRC-17-60S	76
22"	19"		14	19SRC-19-60S	19GSRC-19-60S	81
24"	21"		14	19SRC-21-60S	19GSRC-21-60S	87
26"	23"		32	19SRC-23-60D	19GSRC-23-60D	107
28"	25"		32	19SRC-25-60D	19GSRC-25-60D	113
30"	27"		32	19SRC-27-60D	19GSRC-27-60D	118
34"	31"	48"	32	19SRC-31-60D	19GSRC-31-60D	141
36"	33"		32	19SRC-33-60D	19GSRC-33-60D	147
40"	37"		32	19SRC-37-60D	19GSRC-37-60D	159
42"	39"		32	19SRC-39-60D	19GSRC-39-60D	165

OAW	BR	Inside Radius	Rollers Per Curve 30°	Model No. 19SRC Unplated	Model No. 19GSRC Galvanized	Weight (Lbs) 30°
16"	13"	32 1/2"	7	19SRC-13-30S	19GSRC-13-30S	32
18"	15"		7	19SRC-15-30S	19GSRC-15-30S	35
20"	17"		7	19SRC-17-30S	19GSRC-17-30S	38
22"	19"		7	19SRC-19-30S	19GSRC-19-30S	40
24"	21"		7	19SRC-21-30S	19GSRC-21-30S	43
26"	23"		12	19SRC-23-30D	19GSRC-23-30D	53
28"	25"		12	19SRC-25-30D	19GSRC-25-30D	56
30"	27"		12	19SRC-27-30D	19GSRC-27-30D	58
34"	31"	48"	18	19SRC-31-30D	19GSRC-31-30D	70
36"	33"		18	19SRC-33-30D	19GSRC-33-30D	73
40"	37"		18	19SRC-37-30D	19GSRC-37-30D	79
42"	39"		18	19SRC-39-30D	19GSRC-39-30D	82



## • STANDARD SPECIFICATIONS

**WIDTHS**—Between Rail Width: 13 in., 15 in., 17 in., 19 in., 21 in., 23 in., 25 in., 27 in., 31 in., 33 in., 37 in., and 39 in.

**FRAME**—3 1/2 in. or 4 1/2 in. deep x 1 1/2 in. flange x 10 ga. powder painted formed steel channel with bolt-in cross members.

**BUTT COUPLINGS**—Bolt-on type for bolting sections together.

**CURVES**— 30°, 45°, 60° and 90° with 32 1/2 in. inside radius for widths up to 27 in., 48 in. inside radius for 31 in. to 39 in. between rail widths.

**ROLLERS**—(Straight) “19SRC” 1.9 in. dia. x 16 ga. unplated or galvanized steel tubing. Bearings are labyrinth sealed and grease packed.

**AXLES**—7/16 in. hex shaft, spring loaded.

**CAPACITY**— Same per foot capacity as straight sections. See charts previous page.